



VOLTCRAFT®

VOLTCRAFT® - TOP PERFORMANCE IN EVERY WAY

“For more than 25 years, our product range has been dynamically adapting to the constant changes in the industry. We commit to offering first-class quality to our customers while delivering an excellent cost-performance ratio. This philosophy remains the cornerstone of Voltcraft’s success.”

VC130 DIGITAL-MULTIMETER

Nº 12 44 01

CE

VERSION 04/10

Sturdy starting device with manual selection of measurement range. This multimeter is prepared for all measurement tasks in the household and hobby areas. Even professional tasks can be done up to 250 V.

HIGHLIGHTS

Standard measurement range
V/DC, V/AC, A/DC //

Resistance //

Diode tester //

Acoustic continuity checker //

Contactless AC voltage checker //

hFE transistor test (with optional adapter) //

Hold function //

Low battery display //




Sturdy housing with soft rubber //



GENERAL SPECIFICATIONS

DISPLAY: 2000 counts **WEIGHT:** 200 g **BASIC ACCURACY:** $\pm 0.5\%$ **MEASUREMENT RANGE DC VOLTAGE:** 0.1 V - 250 V **MEASUREMENT RANGE RESISTANCE:** 0.1 Ω - 20 M Ω **VOLTAGE SUPPLY:** 9 V block battery **OVERVOLTAGE CATEGORY:** CAT III 250 V

TECHNICAL DATA

Functions	Range	Resolution	Accuracy $\pm (a\% \text{ reading} + b \text{ digits})$	Input Protection	Remarks
DCV	200 mV	0.1 mV	$\pm(0.6\%+2)$	250 V DC/AC	Input Impedance $\geq 10 \text{ M}\Omega$
	2 V	1 mV			
	20 V	0.01 V			
	200 V	0.1 V			
	250 V	1 V	$\pm(0.9\%+2)$		
ACV	200 V	0.1 V	$\pm(1.3\%+3)$	250 V DC/AC	Input Impedance $\sim 4.5 \text{ M}\Omega$; Frequency Response: 40 ~ 400 Hz
	250 V	1 V			Frequency Response: 40 ~ 400 Hz Display: Effective value of Sine wave (mean value response)
Ω	200 Ω	0.1 Ω	$\pm(0.9\%+6)$	250 V DC/AC	Open Circuit Voltage $\sim 0.5 \text{ V}$
	2000 Ω	1 Ω			
	20 k Ω	0.01 k Ω			
	200 k Ω	0.1 k Ω			
	20 M Ω	0.01 M Ω	$\pm(1.1\%+6)$		
DCA	200 μA	0.1 μA	$\pm(1.1\%+2)$	Fuse F1AH 240 V	
	2 mA	0.01 mA			
	20 mA	0.1 mA			
	200 mA	0.001 A	$\pm(1.3\%+2)$		
	10 A	0.01 A	$\pm(2.2\%+6)$	Fuse F10AH 240 V	For continuous measurement $\leq 10 \text{ s}$, Interval time $\geq 15 \text{ min.}$
NCV	220 V / 50Hz	< 10mm Buzzer Beeps, > 50mm Buzzer not Sound			
Diode		0.001 V	0.5 V ~ 0.8 V	250 V DC/AC	Open Circuit Voltage $\sim 3.0 \text{ V}$
Continuity		0.1 Ω	< 10 Ω Buzzer Beeps, > 70 Ω Buzzer not Sound	250 V DC/AC	Buzzer Beeps (Open Circuit Voltage $\sim 0.5 \text{ V}$)
hFE	1000 β	1 β		250 V DC/AC	$V_{ce} \approx 3 \text{ V}$ $I_{bo} \approx 10 \mu\text{A}$
POWER					Switch on and off
HOLD					Data Hold
Low Battery Display			$\sim \leq 6.8 \text{ V}$		Display "  "

This data sheet is published by Voltcraft®, Lindenweg 15, D-92242 Hirschau/ Germany, Phone +49 180 586 582 7. The data sheet reflects the current technical specifications at time of print. We reserve the right to change the technical or physical specifications.